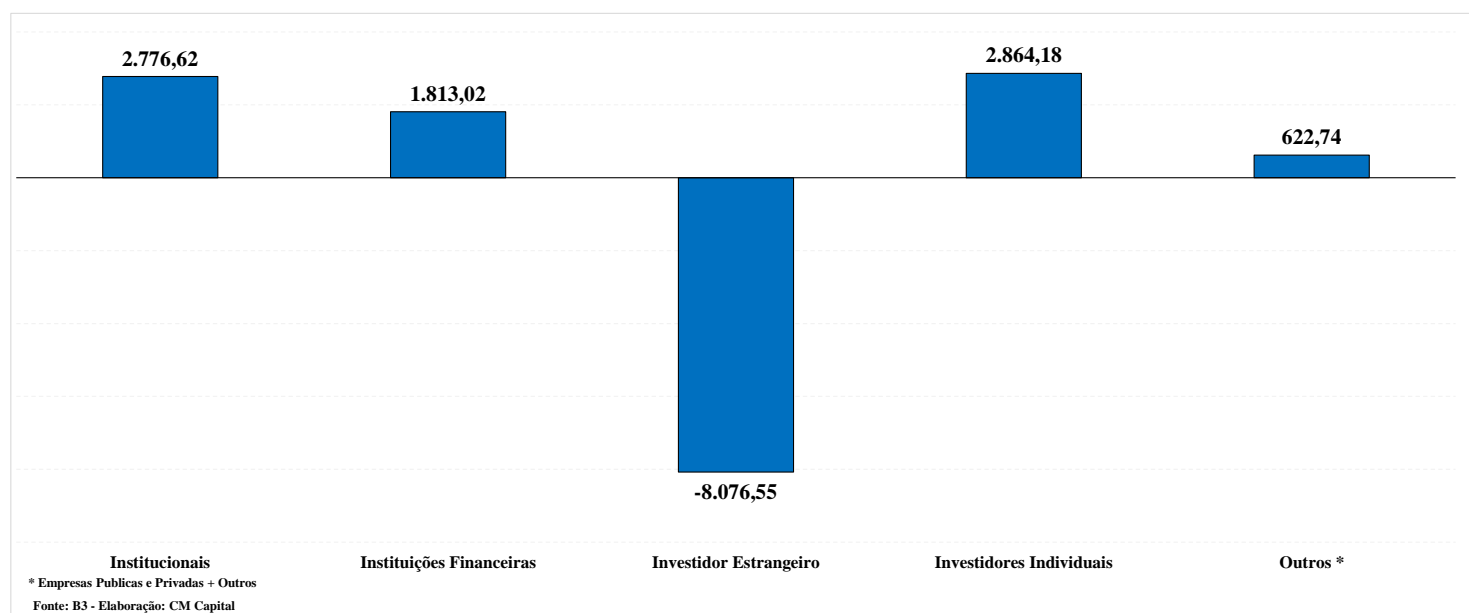


PARTICIPAÇÃO DOS INVESTIDORES - BOVESPA

VOLUME TOTAL ACUMULADO EM ABRIL (R\$ MILHÕES)

Tipo de Investidores	Compra (A)		Venda (B)		SALDO A-B
	R\$	Part. (%)	R\$	Part. (%)	
Institucionais	110.547,52	14,10%	107.770,90	13,74%	2776,62
Instituições Financeiras	15.590,09	1,99%	13.777,07	1,76%	1813,02
Investidor Estrangeiro	210.753,09	26,88%	218.829,64	27,91%	-8076,55
Investidores Individuais	51.965,20	6,63%	49.101,03	6,26%	2864,18
Outros *	3.231,30	0,41%	2.608,55	0,33%	622,74
TOTAL	392.087,20		392.087,20		



Disclaimer

This publication is intended for informational purposes only and the opinions set forth herein should not be viewed as an offer or solicitation to buy, sell or otherwise trade futures, options or securities. All opinions and information contained in this document constitute CM Capital Markets ("CM") judgment as of the date of this document and are subject to change without notice. CM Capital Markets and their respective directors and employees may effect or have effected a transaction for their own account in the investments referred to in the material contained herein before or after the material is published to any customer of a Group Company or may give advice to customers which may differ from or be inconsistent with the information and opinions contained herein. While the information contained herein was obtained from sources believed to be reliable, no Group Company accepts any liability whatsoever for any loss arising from any inaccuracy herein or from any use of this document or its contents. This document may not be reproduced, distributed or published in electronic, paper or other form for any purpose without the prior written consent of CM. This report has been prepared without regard to the specific investment objectives, financial situation and needs of any particular recipient. For the customers of CM Capital Markets this report is produced exclusively for our business and expert clients, it is not for general distribution and our services are not available to private clients. Past performance is not indicative of future results. The risk of loss associated with futures and options trading can be substantial.

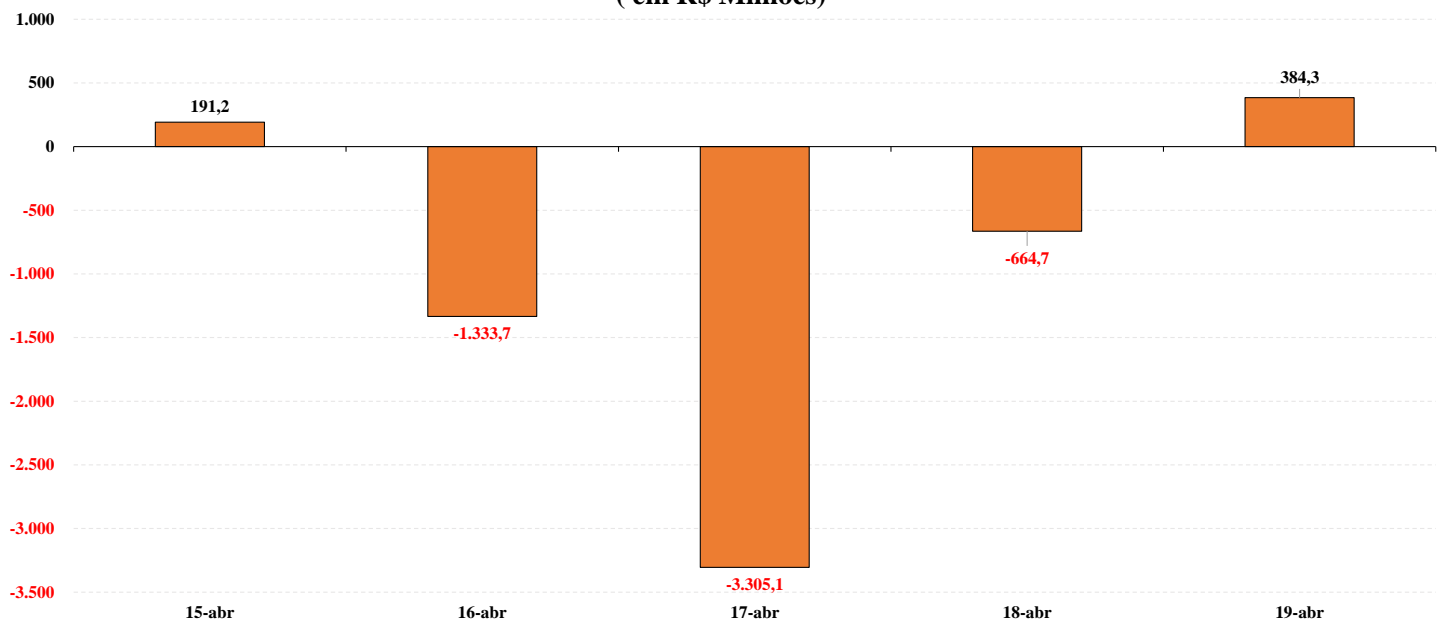
This message (including any attachments) is confidential and may be privileged. If you have received it by mistake please notify the sender by return email and delete this message from your system. Any unauthorized use or dissemination of this message in whole or in part is strictly prohibited. Please note that e-mails are susceptible to change. CM Capital Markets (including its group companies) shall not be liable for the improper or incomplete transmission of the information contained in this communication nor for any delay in its receipt or damage to your system. CM Capital Markets (or its group companies) does not guarantee that the integrity of this communication has been maintained nor that this communication is free of viruses, interceptions or interference.

FLUXO DE INVESTIDORES ESTRANGEIROS ACUMULADO NO MÊS (R\$ MILHÕES)

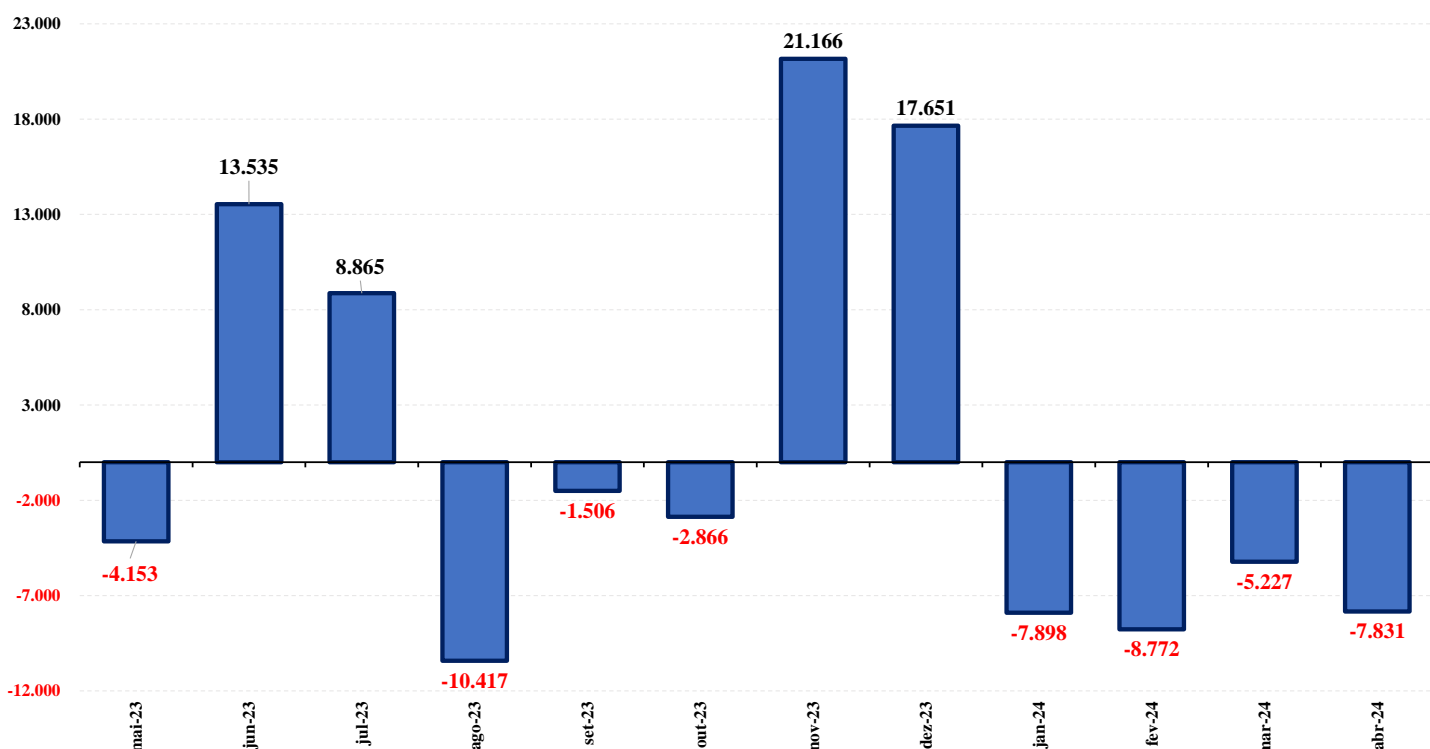
DIA	Mercado Secundário		IPO / Follow ON (C)	A + C - B
	Compra (A)	Venda (B)		
11-abr	108.562,62	111.266,31	0,00	-2.703,7
12-abr	120.855,54	124.204,27	0,00	-3.348,7
15-abr	135.855,82	139.013,31	0,00	-3.157,5
16-abr	150.719,58	155.210,73	0,00	-4.491,1
17-abr	172.506,62	180.302,83	0,00	-7.796,2
18-abr	184.593,19	193.054,05	0,00	-8.460,9
19-abr	210.753,09	218.829,64	0,00	-8.076,6

FLUXO DIÁRIO DE INVESTIDORES ESTRANGEIROS (R\$ MILHÕES)

DIA	Mercado Secundário		IPO / Follow ON (C)	A + C - B
	Compra (A)	Venda (B)		
12-abr	12.292,92	12.937,96	0	-645,05
15-abr	15.000,28	14.809,04	0	191,25
16-abr	14.863,76	16.197,42	0	-1.333,66
17-abr	21.787,05	25.092,10	0	-3.305,05
18-abr	12.086,56	12.751,23	0	-664,67
19-abr	26.159,90	25.775,59	0	384,31

**SALDO DO FLUXO DIÁRIO DE INVESTIDORES ESTRANGEIROS - Bovespa
(em R\$ Milhões)**


FLUXO INVESTIDORES ESTRANGEIROS (em R\$ milhões)



Fonte: B3 - Elaboração: CM Capital

FLUXO ANUAL DE INVESTIDORES ESTRANGEIROS (R\$ MILHÕES)

Período	Compra (A)	Venda (B)	IPO / Follow ON (C)	A + C - B
2021	4.179.723	4.186.875	48.690	41.538
2022	4.147.650	4.046.826	18.970	119.794
2023	3.421.173	3.376.320	11.102	55.955
2024	990.993	1.021.967	1.247	-29.727

Disclaimer

This publication is intended for informational purposes only and the opinions set forth herein should not be viewed as an offer or solicitation to buy, sell or otherwise trade futures, options or securities. All opinions and information contained in this document constitute CM Capital Markets ("CM") judgment as of the date of this document and are subject to change without notice. CM Capital Markets and their respective directors and employees may effect or have effected a transaction for their own account in the investments referred to in the material contained herein before or after the material is published to any customer of a Group Company or may give advice to customers which may differ from or be inconsistent with the information and opinions contained herein. While the information contained herein was obtained from sources believed to be reliable, no Group Company accepts any liability whatsoever for any loss arising from any inaccuracy herein or from any use of this document or its contents. This document may not be reproduced, distributed or published in electronic, paper or other form for any purpose without the prior written consent of CM. This report has been prepared without regard to the specific investment objectives, financial situation and needs of any particular recipient. For the customers of CM Capital Markets this report is produced exclusively for our business and expert clients, it is not for general distribution and our services are not available to private clients. Past performance is not indicative of future results. The risk of loss associated with futures and options trading can be substantial.

This message (including any attachments) is confidential and may be privileged. If you have received it by mistake please notify the sender by return email and delete this message from your system. Any unauthorized use or dissemination of this message in whole or in part is strictly prohibited. Please note that e-mails are susceptible to change. CM Capital Markets (including its group companies) shall not be liable for the improper or incomplete transmission of the information contained in this communication nor for any delay in its receipt or damage to your system. CM Capital Markets (or its group companies) does not guarantee that the integrity of this communication has been maintained nor